

Amsterdam Fire Department
Fire Protection Plan
11-01-05

DEPARTMENT OVERVIEW:

The Amsterdam Rural Fire District was formed to protect about a 90 square mile area in central Gallatin Valley, The District encompasses the small unincorporated towns of Churchill and Amsterdam and has a population of approximately 1900 people. (Fire district estimate) The land make up is approximately 65% tillable farming, 20% range and grass land, 5% forested or grass river or creek drainages, 10% rural residential, farm complexes, and light commercial developed land.

Transportation and access throughout the district is provided exclusively by roads. Churchill Road, Amsterdam Road, and Norris Road are the main arterial roads and the secondary feeder roads for these arterials are Camp Creek, West Cameron Bridge, Highline, Lenny, Heeb, and Stagecoach Trail.

The Amsterdam rural fire department provides structure and grass land fire protection, light rescue and vehicle extrication, basic life support (none transporting) medical, and awareness Hazmat protection services.

FACILITIES:

The fire station is located at 7170 Churchill Rd. which is located at the junction of Churchill and Amsterdam Rd. on the north edge of Churchill, The main building is a 36 by 50 wood frame steel building constructed about 1980, It has 3 bays and a small training room or office, It houses the breathing air compressor, cascade air system, one water tender, and a wild land engine. The second building is a 60 by 75 leased portion of a privately owned commercial build just east of the main station. It has 4 bays and a larger training room and an office. It houses the light rescue, engine, combination engine / tender and command vehicle.

EQUIPMENT:

Command 9:

2002 Chevrolet Tahoe used for incident command. It also transports fire personnel to incidents, trainings, and meetings. It is equipped with command books, medical kits, fire extinguisher, and extra SCBA bottles.

Engine 9 - 1

The 1999 Pierce Saber, 4 man, all-wheel drive, 1250 GPM, CAFs pumper is the first due structure engine. It is equipped with 1000 gallon booster tank which also incorporates a 20 and a 40 gallon foam tank. It carries 1000 foot of 5" LDH, portable

alls, and EMS equipment. Engine 9-1 has pump and roll capabilities provided by a 100 gpm pony pump which supplies trash lines and hose reel for grass or crop fires

Water Tender 9-4:

The 1976 IH 1500 gallon tender truck is equipped with a 250 gpm pto driven pump, portable pump, 1500 gallon dump tank, 500 Watt portable light, 500 ft. of 3 inch hose and fittings to adapt to agriculture sprinkler systems for water supply during the summer irrigation season.

Water Tender 9-5:

The 2005 Kenworth 3000 gallon/ 1000 GPM pump truck is our reserve engine and 2nd due structure apparatus. It is equipped with a 3000 gallon dump tank, ladders, 500 watt portable light, ventilation fan, 500' 5 in. hose, 3 cross lay attack lines.

Wildland 9-7:

The 1983 Chevrolet 1 Ton is equipped with 200 gallon tank and 50 gpm pump. It has around the pump foam system and carries or wild land hand tools and water packs.

Rescue 9-9

The 1985 Chevrolet 5 man cab 1 ton rescue is our first due EMS apparatus. It has a combination Hurst rescue tool, air bag lifting and stabilization device, cascade air system, generator, scene lights, 3 air packs, EMS kits, AED, and hand rescue tools

STAFFING AND TRAINING

Staffing is provided by 20 - 24 volunteer firefighters. The firefighters attend at least 30 hours of in house training per year. In house training covers firefighter 1 tactics and basic equipment driving and pump operation. Trainings are the 3rd Monday of each month with one additional special training each quarter. The firefighters are also encouraged to attend outside trainings provided by neighboring departments or the state fire service training school.

We have 6 EMT - first responders and 6 EMT - Basic certified responders on our staff. We provide EMS training the first Monday of each month and the training covers basic skills for our level of training and response.

All volunteers are required to maintain certification in CPR pro and AED. A class is given once a year to maintain this certification.

LEVEL OF SERVICE:

Structure fire protection:

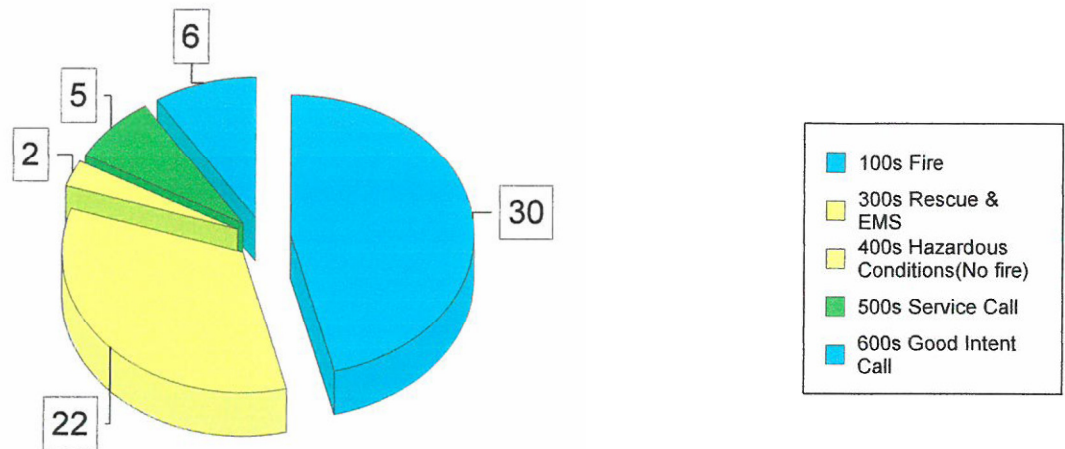
ARFD provides offensive and defensive fire attack capabilities for structures within our district.

Incident Report, By Type Of Incident

Print Date: 8/30/2007

Page 1 of 1

Amsterdam Fire Department
Incident Date in 1/01/2007 to 8/29/2007



Graphed Items are sorted by Incident Type

Type Of Incident:

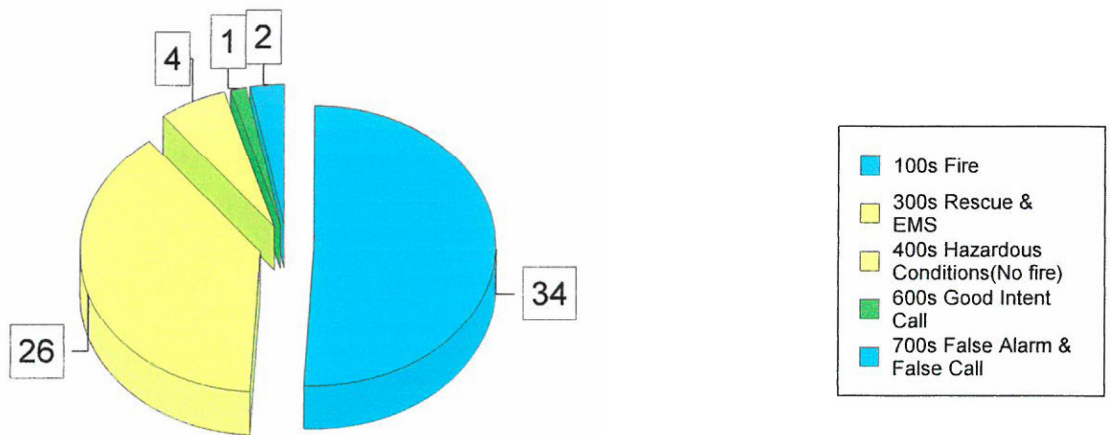
Total Of Incidents:

Percentage Value:

100 Series-Fire	30	46.15%
300 Series-Rescue & EMS	22	33.85%
400 Series-Hazardous Conditions(No fire)	2	3.08%
500 Series-Service Call	5	7.69%
600 Series--Good Intent Call	6	9.23%

Grand Total: 65
Type Of Incident Most Frequent: 100 Series-Fire

Amsterdam Fire Department
Incident Date in 1/01/2001 to 12/31/2001



Graphed Items are sorted by Incident Type

Type Of Incident:	Total Of Incidents:	Percentage Value:
100 Series-Fire	34	50.75%
300 Series-Rescue & EMS	26	38.81%
400 Series-Hazardous Conditions(No fire)	4	5.97%
600 Series-Good Intent Call	1	1.49%
700 Series-False Alarm & False Call	2	2.99%

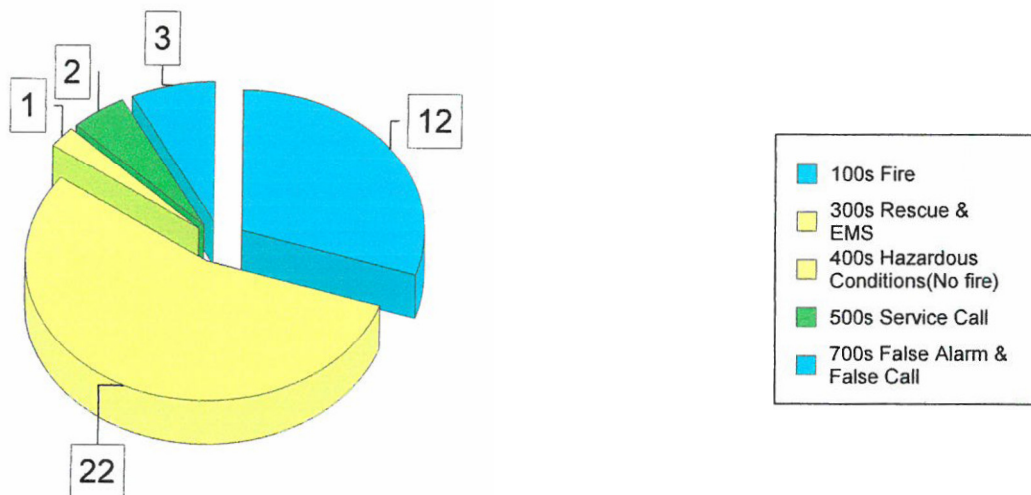
Grand Total: 67
Type Of Incident Most Frequent: 100 Series-Fire

Incident Report, By Type Of Incident

Print Date: 8/30/2007

Page 1 of 1

Amsterdam Fire Department
Incident Date in 1/01/2002 to 12/31/2002



Graphed Items are sorted by Incident Type

Type Of Incident:

Total Of Incidents:

Percentage Value:

100 Series-Fire	12	30.00%
300 Series-Rescue & EMS	22	55.00%
400 Series-Hazardous Conditions(No fire)	1	2.50%
500 Series-Service Call	2	5.00%
700 Series-False Alarm & False Call	3	7.50%

Grand Total: 40

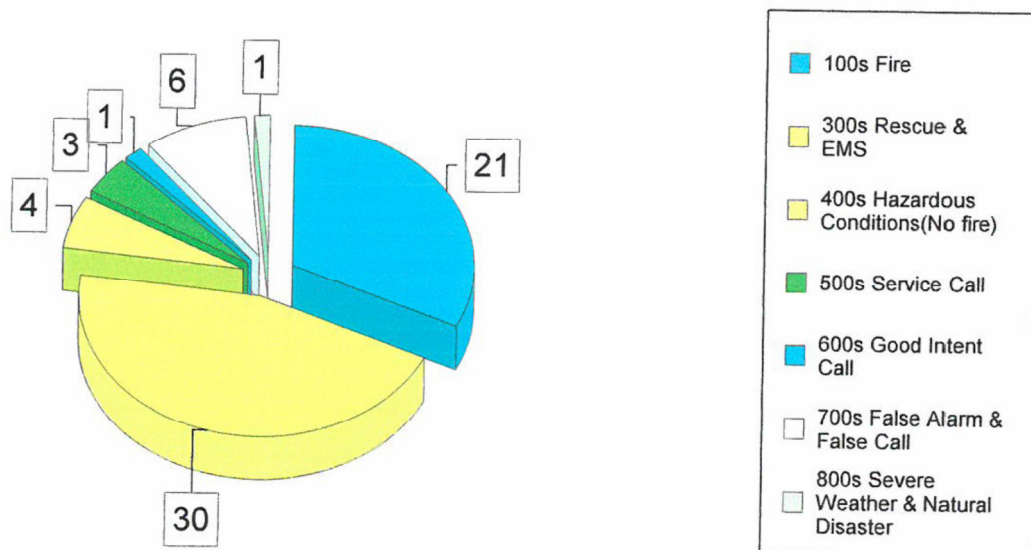
Type Of Incident Most Frequent: 300 Series-Rescue & EMS

Incident Report, By Type Of Incident

Print Date: 8/30/2007

Page 1 of 1

Amsterdam Fire Department
Incident Date in 1/01/2003 to 12/31/2003



Graphed Items are sorted by Incident Type

Type Of Incident:

Total Of Incidents:

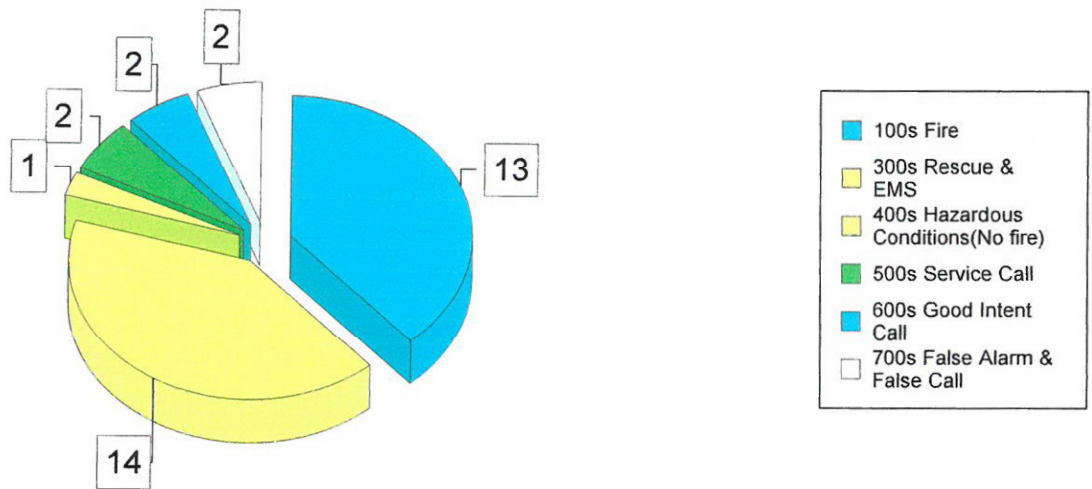
Percentage Value:

100 Series-Fire	21	31.82%
300 Series-Rescue & EMS	30	45.45%
400 Series-Hazardous Conditions(No fire)	4	6.06%
500 Series-Service Call	3	4.55%
600 Series-Good Intent Call	1	1.52%
700 Series-False Alarm & False Call	6	9.09%
800 Series-Severe Weather & Natural Disaster	1	1.52%

Grand Total: 66

Type Of Incident Most Frequent: 300 Series-Rescue & EMS

Amsterdam Fire Department
Incident Date in 1/01/2004 to 12/31/2004



Graphed Items are sorted by Incident Type

Type Of Incident:

Total Of Incidents:

Percentage Value

100 Series-Fire	13	38.24%
300 Series-Rescue & EMS	14	41.18%
400 Series-Hazardous Conditions(No fire)	1	2.94%
500 Series-Service Call	2	5.88%
600 Series-Good Intent Call	2	5.88%
700 Series-False Alarm & False Call	2	5.88%

Grand Total: 34

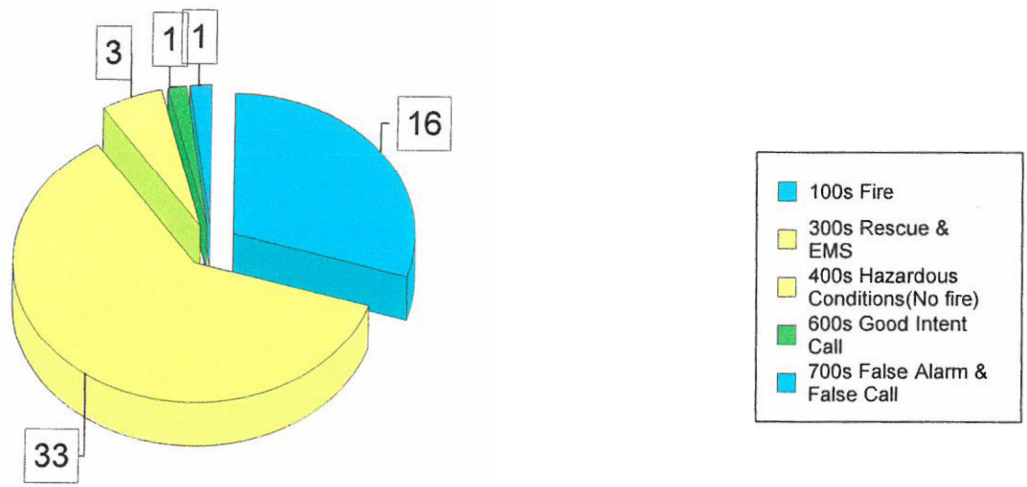
Type Of Incident Most Frequent: 300 Series-Rescue & EMS

Incident Report, By Type Of Incident

Print Date: 8/30/2007

Page 1 of 1

Amsterdam Fire Department
Incident Date in 1/01/2005 to 12/31/2005



Graphed Items are sorted by Incident Type

Type Of Incident:	Total Of Incidents:	Percentage Value
100 Series-Fire	16	29.63%
300 Series-Rescue & EMS	33	61.110%
400 Series-Hazardous Conditions(No fire)	3	5.56%
600 Series-Good Intent Call	1	1.85%
700 Series-False Alarm & False Call	1	1.850%

Grand Total: 54

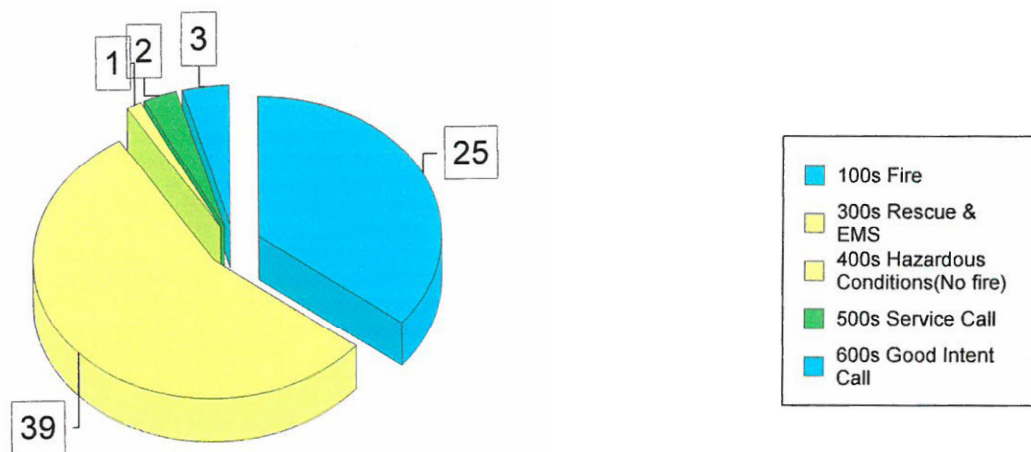
Type Of Incident Most Frequent: 300 Series-Rescue & EMS

Print Date: 8/30/2007

Page 1 of 1

Amsterdam Fire Department

Incident Date in 1/01/2006 to 12/31/2006



Graphed Items are sorted by Incident Type

Type Of Incident:

Total Of Incidents:

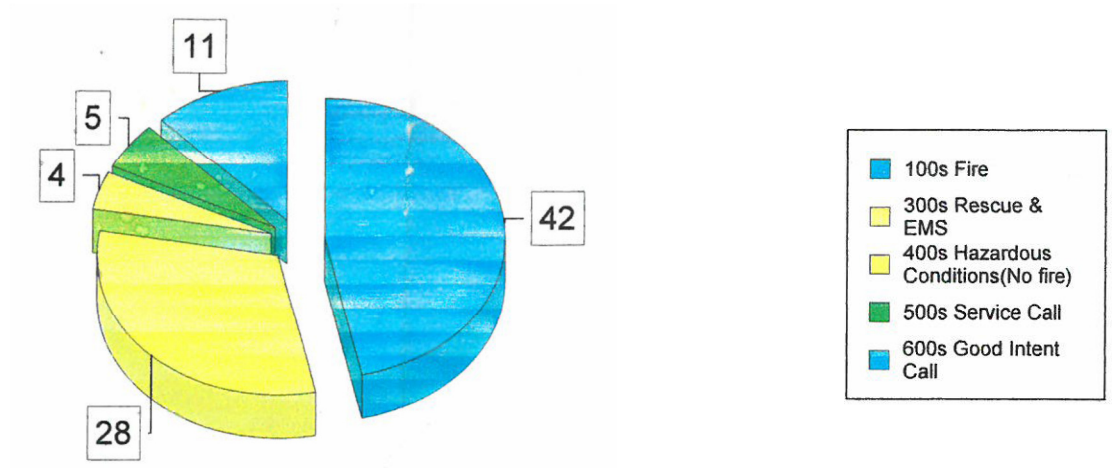
Percentage Value:

100 Series-Fire	25	35.71%
300 Series-Rescue & EMS	39	55.71%
400 Series-Hazardous Conditions(No fire)	1	1.43%
500 Series-Service Call	2	2.86%
600 Series--Good Intent Call	3	4.29%

Grand Total: 70

Type Of Incident Most Frequent: 300 Series-Rescue & EMS

Amsterdam Fire Department
Incident Date in 1/01/2007 to 12/31/2007



Graphed Items are sorted by Incident Type

Type Of Incident:	Total Of Incidents:	Percentage Value:
100 Series-Fire	42	46.67%
300 Series-Rescue & EMS	28	31.11%
400 Series-Hazardous Conditions(No fire)	4	4.44%
500 Series-Service Call	6	5.56%
600 Series-Good Intent Call	11	12.22%

Grand Total: 90
Type Of Incident Most Frequent: 100 Series-Fire